

## NF7MLX MBP Compressor R404A/R507 220-240V 50Hz & 208-230V 60Hz

### General

Code number	105F3720
Approvals	UL984
Compressors on pallet	80

### Application

Application	MBP			
	Hz	50	60	
Frequency	Hz	50	60	
Evaporating temperature	°C	-15 to 10	-23.3 to 7.2	
Voltage range	V	187 - 254	187 - 254	
Max. condensing temperature continuous (short)	°C	55 (60)	55 (60)	
Max. winding temperature continuous (short)	°C	125 (135)	125 (135)	

### Cooling requirements

Frequency	Hz	50			60		
		LBP	MBP	HBP	LBP	MBP	HBP
32°C		-	F <sub>2</sub>	-	-	F <sub>2</sub>	-
38°C		-	F <sub>2</sub>	-	-	F <sub>2</sub>	-
43°C		-	F <sub>2</sub>	-	-	F <sub>2</sub>	-

Remarks on application: 220V 50Hz nominal below -10°C evaporating temperature

### Motor

Motor type	CSIR		
LRA (rated after 4 sec. UL984), HST   LST	A	20.0	-
Cut in Current, HST   LST	A	20.0	-
Resistance, main   start winding (25°C)	Ω	4.5	12.8

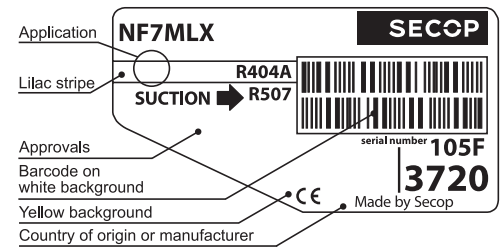
### Design

Displacement	cm <sup>3</sup>	7.27
Oil quantity (type)	cm <sup>3</sup>	320 (polyolester)
Maximum refrigerant charge	g	400
Free gas volume in compressor	cm <sup>3</sup>	2310
Weight without electrical equipment	kg	10.5

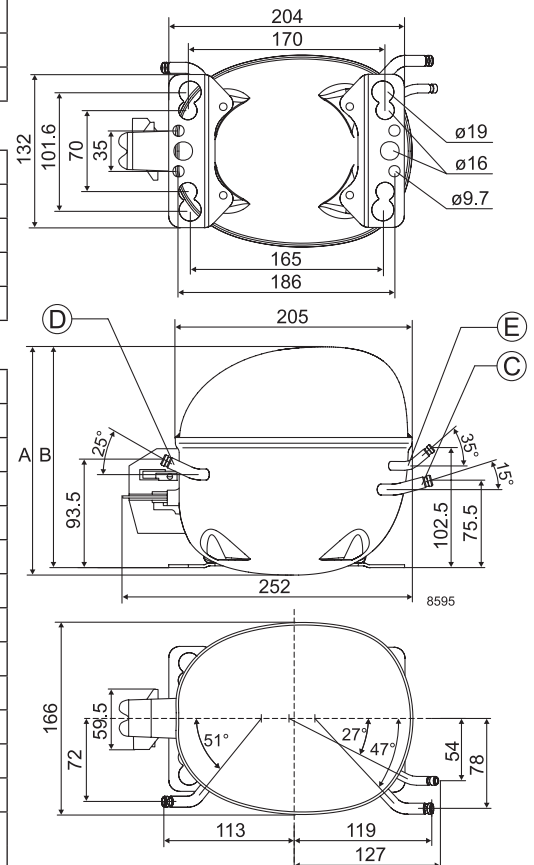
### Dimensions

Height	mm	A	203
		B	197
		B1	-
		B2	-
Suction connector	location/I.D. mm   angle	C	9.7   15°
	material   comment		Cu-plated steel   Al cap
Process connector	location/I.D. mm   angle	D	6.5   25°
	material   comment		Cu-plated steel   Al cap
Discharge connector	location/I.D. mm   angle	E	6.5   35°
	material   comment		Cu-plated steel   Al cap
Oil cooler connector	location/I.D. mm   angle	F	-
	material   comment		-
Connector tolerance	I.D. mm		±0.09

Remarks:



- S = Static cooling normally sufficient
- O = Oil cooling
- F<sub>1</sub> = Fan cooling 1.5 m/s (compressor compartment temperature equal to ambient temperature)
- F<sub>2</sub> = Fan cooling 3.0 m/s necessary
- SG = Suction gas cooling normally sufficient
- = not applicable in this area



**ASHRAE MBP**

230V, 60Hz, fan cooling F<sub>2</sub>

Evap. temp. in °C	-45	-40	-35	-30	-25	-23.3	-20	-15	-10	-6.7	-5	0	5	7.2	10	15	20
Capacity in W						363	438	563	708	815	874	1065	1284	1390			
Power cons. in W						368	398	445	494	529	547	603	663	691			
Current cons. in A						2.38	2.51	2.70	2.89	3.02	3.09	3.29	3.50	3.59			
COP in W/W						0.99	1.10	1.27	1.43	1.54	1.60	1.77	1.94	2.01			

**EN 12900 Household (CECOMAF)**

230V, 60Hz, fan cooling F<sub>2</sub>

Evap. temp. in °C	-45	-40	-35	-30	-25	-23.3	-20	-15	-10	-6.7	-5	0	5	7.2	10	15	20
Capacity in W						413	489	618	768	879	940	1137	1362	1470			
Power cons. in W						358	385	428	473	504	521	573	629	656			
Current cons. in A						2.37	2.47	2.62	2.78	2.89	2.94	3.11	3.28	3.35			
COP in W/W						1.15	1.27	1.45	1.62	1.74	1.80	1.98	2.16	2.24			

**ASHRAE MBP**

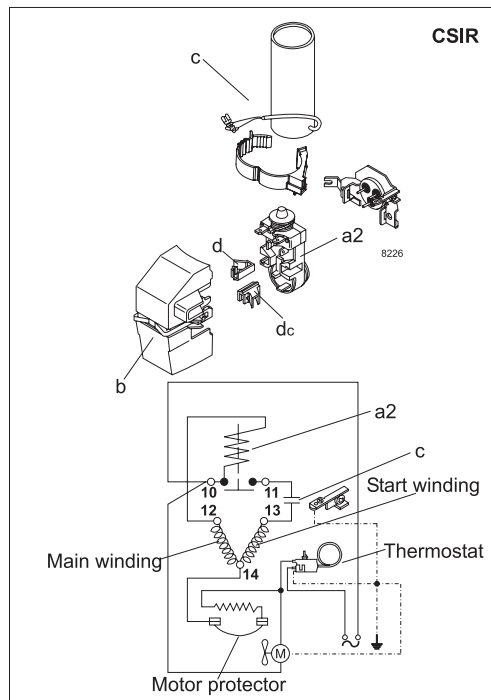
220V, 50Hz, fan cooling F<sub>2</sub>

Evap. temp. in °C	-45	-40	-35	-30	-25	-23.3	-20	-15	-10	-6.7	-5	0	5	7.2	10	15	20
Capacity in W								466	585	673	722	880	1061	1148	1268		
Power cons. in W								397	434	458	470	504	536	549	565		
Current cons. in A								3.06	3.17	3.24	3.28	3.40	3.52	3.57	3.64		
COP in W/W								1.17	1.35	1.47	1.54	1.75	3.52	2.09	2.24		

**EN 12900 Household (CECOMAF)**

220V, 50Hz, fan cooling F<sub>2</sub>

Evap. temp. in °C	-45	-40	-35	-30	-25	-23.3	-20	-15	-10	-6.7	-5	0	5	7.2	10	15	20
Capacity in W								511	635	726	777	940	1125	1215	1336		
Power cons. in W								374	406	425	435	463	488	498	511		
Current cons. in A								3.01	3.10	3.17	3.20	3.29	3.39	3.43	3.49		
COP in W/W								1.37	1.57	1.71	1.78	2.03	2.31	2.44	2.62		



Accessories for	NF7MLX	Figure	Code number	Test conditions	EN 12900/CECOMAF	ASHRAE MBP
Starting relay (protector incl.)	6.3 mm spade connectors	a1	117U4139	Condensing temperature	43.3°C	54.4°C
Protector 3/4 in.	Texas Instruments		MRP56EN-6	Ambient temperature	32°C	35°C
Cover (UL approved)		b	117U1021	Suction gas temperature	32°C	35°C
Start. capacitor 125 µF	6.3 mm spade connectors	c	117U5018	Liquid temperature	no subcooling	46.1°C
Cord relief		d	117U0349	<b>Mounting accessories</b>		
Cord relief for capacitor		dc	117U0349	Bolt joint for one comp.	Ø: 16 mm	118-1917
				Bolt joint in quantities	Ø: 16 mm	118-1918
				Snap-on in quantities	Ø: 16 mm	118-1919

Secop can accept no responsibility for possible errors in catalogues, brochures and other printed material. Secop reserves the right to alter its products without notice. This also applies to products already on order provided that such alterations can be made without consequential changes being necessary in specifications already agreed. All trademarks in this material are property of the respective companies. Secop and the Secop logotype are trademarks of Secop GmbH. All rights reserved. [www.secop.com](http://www.secop.com)